



LED Street lamps system

All options in the overview

- Performance of 8 to 200 watts
- Tension 12 V, 24 V DC and 90 V - 260 V of AC
- with / without buffer accumulator of 10, Ah, to 200, Ah
- with / without module PV of 30 Wp to 280 Wp
- with / without PV Tracking-system
- with / without IR movement dispatch rider
- with / without dusk counter
- Inclination of the luminous surface of 0 ° - 20 °
- Mast's height of 250 cm to 600 cm
- with / underscrew without mast's fixture (level module to)
- Connection by clamp box in the mast
- Weather permanence and corrosion resistance by powder coating
- Colour combinations freely eligible in all paints RAL
- equipped with standard module LED with 1 watt and 20 pieces SMD LED
- 30 different lamp bodies stand for the choice
- limitless creation possibilities



Views of 90 watts of lamp LED with the following options:

1. 10 tubes LED with 9 watts and 158 LED's entspr. 90 watts and in 1580 LED's
2. 100Wp thin shift module
3. with an axis postcontrolled fixture of the module PV
4. Buffer accumulator with 65 Ah and 12 volts
5. IR movement dispatch rider
6. Mast's height 480 cm



LED Street lamps system Examples of the illumination




Illumination with 90 watts of lamp LED




illumination with 50 watts of sodium steam lamp






LED Street lamps system All executions of the luminous body



maximale Länge
Länge 158 cm Breite 12 - 44 cm
40 bis 200 Watt



minimale Länge
Länge 38 cm Breite 12 - 44 cm
8 bis 40 Watt

158 cm	2 Röhren	4 Röhren	6 Röhren	8 Röhren	10 Röhren
Leistung	40 Watt	80 Watt	120 Watt	160 Watt	200 Watt
LED	800	1600	2400	3200	4000
Module	40	80	120	160	200
Breite	120 mm	200 mm	280 mm	360 mm	440 mm

128 cm	2 Röhren	4 Röhren	6 Röhren	8 Röhren	10 Röhren
Leistung	32 Watt	64 Watt	96 Watt	128 Watt	160 Watt
LED	620	1280	1920	2560	3200
Module	32	64	96	128	160
Breite	120 mm	200 mm	280 mm	360 mm	440 mm

98 cm	2 Röhren	4 Röhren	6 Röhren	8 Röhren	10 Röhren
Leistung	24 Watt	48 Watt	72 Watt	96 Watt	120 Watt
LED	480	960	1440	1920	2400
Module	24	48	72	96	120
Breite	120 mm	200 mm	280 mm	360 mm	440 mm

83 cm	2 Röhren	4 Röhren	6 Röhren	8 Röhren	10 Röhren
Leistung	20 Watt	40 Watt	60 Watt	80 Watt	100 Watt
LED	400	800	1200	1600	2000
Module	20	40	60	80	100
Breite	120 mm	200 mm	280 mm	360 mm	440 mm

68 cm	2 Röhren	4 Röhren	6 Röhren	8 Röhren	10 Röhren
Leistung	16 Watt	32 Watt	48 Watt	64 Watt	80 Watt
LED	320	640	960	1280	1600
Module	16	32	48	64	80
Breite	120 mm	200 mm	280 mm	360 mm	440 mm

38 cm	2 Röhren	4 Röhren	6 Röhren	8 Röhren	10 Röhren
Leistung	8 Watt	16 Watt	24 Watt	32 Watt	40 Watt
LED	160	320	480	640	800
Module	8	16	24	32	40
Breite	120 mm	200 mm	280 mm	360 mm	440 mm